

**NEW!** EXTENDED  
WAVE RANGE

# WAVE SERIES

Commercial Pool  
Inverter Heat Pumps



*Next-generation  
efficiency built on  
decades of innovation  
and experience*



## A LEGACY OF AUSTRALIAN INGENUITY

The Rheem Wave is a testament to Australian innovation. Born from a commitment to local manufacturing, Rheem Wave has evolved from the first heat pump installation at the iconic North Sydney Olympic Pool in 1994.

Over three decades, Rheem has proven its commercial heating solutions on a global scale. Spanning the UAE to South-East Asia, Pacific Islands and Africa including sporting events such as the Commonwealth Games, Pacific and Asian Games, Rheem heats the world's pools with Australian pride.



### COMBINING EFFICIENCY WITH NEXT-GENERATION DESIGN

Integrating the latest Inverter technology to optimise compressor and fan speed, the Rheem Wave sets new standards in efficiency and control. Central to its design is EEV3 which guarantees reliable, precise control to deliver optimal energy savings.

### COMMITTED TO THE PLANET

Rheem achieves significant environmental benefits with R32 refrigerant, offering up to one-third lower global warming potential compared to the widely used R410A. Delivering the most balanced combination of low environmental impact, energy efficiency, and cost effectiveness.

### OPTIMISED EFFICIENCY FOR AUSTRALIAN CONDITIONS

Australia's climate requires smart design for top performance. The Rheem Wave is engineered for local conditions, maintaining high COP in all conditions. Trust the Rheem Wave for reliable, high-performance heating and cooling, no matter the weather.

### SLEEK DESIGN, MAXIMUM IMPACT

The Rheem Wave proves that powerful performance needn't come with a large footprint. Its unique fan and coil design

delivers compact efficiency, reducing space requirements without sacrificing heating power.

### BUILT TO LAST

Marine grade aluminium construction, exclusive Rheem Cote anti corrosion treated evaporator and Titanium heat exchanger. Rheem Wave delivers on reliability.

### QUALITY CERTIFICATION

Rheem has held ISO 9001 Quality Certification since 1992. We are dedicated to meeting highest international manufacturing standards.

### AUSTRALIAN INNOVATION, UNPARALLELED CONTROL CAPABILITY

Rheem's commitment to energy efficiency, cost savings and reduced carbon footprints position our Australian made heat pumps as market leaders in commercial pool heating.

### NIGHT MODE PERFECT QUIET OPERATION AND BIG ENERGY SAVING

Night Mode delivers whisper-quiet operation and higher COP. Perfect for locations with noise restrictions and for high efficiency operation.

### RHEEM IQ® SMART HEATING, SMARTER SAVINGS

Rheem IQ® - the ingenuity behind the central control system - lies at the heart of the Rheem Wave. Its brilliance is in its capacity to intelligently adjust pool heating schedules, maximising moments of low-priced electricity to significantly reduce costs.

With Rheem IQ you will be swimming in savings!

### SOLAR COMPATIBILITY



Designed to integrate with solar power, the Rheem Wave can adjust settings to optimise solar availability.

### BUILDING MANAGEMENT SYSTEM

BMS integration gives full visibility to monitor the systems operation with BACnet or Modbus cards available.

### PEACE OF MIND

Supported by nationwide team of technical and service professionals, you can rely on.



**INVERTER TECHNOLOGY**  
Maximises efficiency and energy savings with EEV3



**RHEEM IQ**  
Smart Heating  
Smarter Savings



**RAPID BOOST MODE**  
Maximum power on demand




**HEATING OR COOLING**  
Automatically maintains the perfect temperature



**NIGHT MODE**  
Reduces noise and running costs



**TOP OR SIDE DISCHARGE**  
Installation flexibility



RHEEM WAVE SERIES								
MODEL	UNITS	RTHP067YT	RTHP098YT	RTHP133YT	RTHP203YT	RTHP250YT	RTHP393YT	RTHP525YT
HEATING PERFORMANCE CONDITION: Air 27°C/ Water 26°C/ Humid. 80%								
Beast Mode Heating Capacity	kW	77.9	116.7	160.1	239.3	288.0	471.1	620.8
Heating Mode Capacity	kW	66.8	97.2	132.6	203.3	247.4	392.7	523.4
COP Heating Mode		6.8	6.8	6.7	6.7	7.2	6.8	7.2
Night Mode	kW	41.8	60.1	84	126.6	161.5	243.8	340.6
COP Night Mode		9.9	9.9	9.8	9.9	9.2	9.9	9.4
HEATING PERFORMANCE CONDITION: Air 15°C/ Water 26°C/ Humid. 80%								
Beast Mode Heating Capacity	kW	66.9	99.4	133.8	198.8	230.6	374.9	499.0
Heating Mode Capacity	kW	56.1	83.5	112.2	171.9	200.7	314.9	422.8
COP Heating Mode		5.7	5.8	5.7	5.7	5.6	5.5	5.6
Night Mode	kW	32.9	48.9	65.9	97.9	124.6	190	270.1
COP Night Mode		7.4	7.6	7.3	7.2	6.4	7.3	6.8
COOLING PERFORMANCE CONDITION: Air 35°C/ Water 26°C/ Humid. 80%								
Cooling Capacity	kW	30.6	45.7	61.2	91.3	127.4	182.6	254.7
TECHNICAL SPECIFICATIONS								
Max Outlet Temperature	°C	42	42	42	42	42	42	42
Power Supply (Voltage/Phase)		380-415 / 3	380-415 / 3	380-415 / 3	380-415 / 3	380-415 / 3	380-415 / 3	380-415 / 3
Frequency	Hz	50 / 60	50 / 60	50 / 60	50 / 60	50 / 60	50 / 60	50 / 60
Min Circuit Breaker Size	Amps	32.0	40.0	65.0	80.0	125.0	150	250
Compressor Type		Inverter Scroll	Inverter Scroll	Inverter Scroll	Inverter Scroll	Inverter Scroll	Inverter Scroll	Inverter Scroll
Defrost		Reverse Cycle	Reverse Cycle	Reverse Cycle	Reverse Cycle	Reverse Cycle	Reverse Cycle	Reverse Cycle
Refrigerant		R32	R32	R32	R32	R32	R32	R32
Noise dBa @ 3m	m	45-56	54-64	54-64	57-67	57-67	47-65*	59-77*
Heat Exchanger		Titanium	Titanium	Titanium	Titanium	Titanium	Titanium	Titanium
Flowrate	L/s	5.0	7.5	10.0	15.0	18.0	30	36
Connections PVC	mm	50	80	80	100	100	150	150
Drain	mm	20	20	40	40	40	40	40
Air Discharge		Top/Side	Top/Side	Top	Top	Top	Top	Top
Number of Fans		2	2	2	2	2	8	6
Air Flow	L/s	3056	5278	7444	12778	12778	26667	35833
Dimensions HxWxL Top Discharge	mm	1860x807x1356	2380x1025x1800	2465x1135x1620	2835x1260x2110	2835x1260x2110	3465x1965x2350	4500x2265x2205
Dimensions HxWxL Side Discharge	mm	1860x957x1356	2380x1225x1800					
Approx Shipping Weight		350	450	750	1100	1300	2500	2800

Disclaimer: Heating Capacity reflects the summer performance being an air-on temperature of 27°C at 80% RH and a water temperature of 26°C. Rheem is continually seeking to improve the performance of its heating product. Product specification information provided above is correct at the date of publication, this data may change without notice. Product data should be verified at the time of order.  
\*These values are a combination of tested and theoretical data. Actual performance may vary based on unit installation and site conditions.



**Call us today for technical sales advice and the location of your nearest distributor.**

Rheem Pool Heating Advisory  
**1300 132 950**  
 info@rheemthermal.com.au

For details on our range visit  
[www.rheemthermal.com.au](http://www.rheemthermal.com.au)

\*For full warranty details, see the Product Instruction Manual available at [www.rheemthermal.com.au](http://www.rheemthermal.com.au). Rheem's warranty is in addition to the consumer guarantees provided under Australian Consumer Law. ®Registered Trade mark of Rheem Australia Pty Ltd © 2024 Rheem Australia Pty Ltd. All rights reserved.